

Intentional Discrimination Title VI Statute


Circumstantial evidence

- 1. Numerical impact is the starting point for analysis.**
- 2. Is there a history of discrimination?**
- 3. Are there departures from substantive values?**
- 4. Are there departures from normal procedures?**
- 5. Is there a pattern of discrimination?**
- 6. Do decision makers know the harm they will cause**





www.cityprojectca.org



www.cityprojectca.org



www.cityprojectca.org



www.cityprojectca.org

Facts and Trends: Culture and Attitudes

- Different populations relate to the outdoors in different ways.
 - Many urban areas are underserved in terms of parks.
- A large number of children between the ages of 6 and 17 have little interest in being in nature.
- The Millennial generation, born between 1980 and 2000, will play a major role in shaping the future.
- The use of technology continues to shape how people interact with each other and the outdoors.
- Although changing, the ethnic profile of California's legislature does not reflect the state's demographic profile.



Many Central Valley communities have a Latino population greater than 36%, with incomes less than \$48,700 per year, and less than 3 acres of parkland per 1,000 people.

How do MILLENNIALS differ from previous generations?

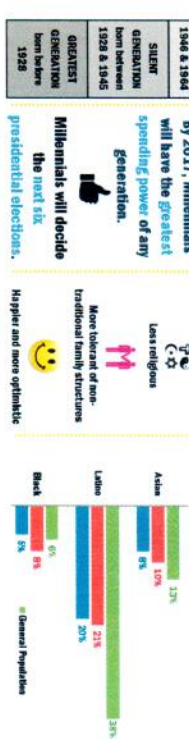
- More educated
- More racially diverse
- More technologically savvy
- Less religious
- More tolerant of non-traditional family structures
- Higher and more optimistic

The population of the Millennial generation is larger than that of the Baby Boomers.

By 2017, Millennials will have the greatest spending power of any generation.

Millennials will decide the next six presidential elections.

Today people of color are under-represented by state elected officials, compared with the general population.



Los Angeles has one playground per 10,000 residents. Of Americans aged six and up, less than half participate in outdoor recreation.

39% of 6 to 12 year olds and 54% of 13 to 17 year olds cite a lack of interest as the top reason for not getting out into nature.

Children between the ages of 8 and 18 spend an average of nearly 6.5 hours per day with electronic media.

Between 1987 and 2003, the average person spent 327 more hours (13 1/2 additional days) with entertainment media.




What do These Trends Mean For:

Conservation?	Land Trusts?	Public Agencies?
---------------	--------------	------------------

CCLI Conservation Horizons | March 2014

© California Council of Land Trusts 2014



www.cityprojectca.org




The
City
Project

www.cityprojectca.org

THE GARVANZA PARK PROJECT


WHAT'S HAPPENING UNDER GROUND?



Workers install the final formwork for the stormwater BMP. The BMP will store stormwater and filter out pollutants before it enters the city's stormwater system.



The Garvanza Park Stormwater BMP Project



www.cityprojectca.org

GREEN JUSTICE



Bringing the San Gabriel Mountains Closer to the People

By Robert Garcia | on February 9, 2012




Healthy Parks Healthy People US
National Park Service
U.S. Department of the Interior



Strategic Action Plan

November 2011



Healthy Parks Healthy People US: a holistic approach to promoting the health and well-being of all species and the planet we share.


www.cityprojectca.org



The
City
Project



www.cityprojectca.org



www.cityprojectca.org

Schools of Hope

\$27 Billion School Bonds LAUSD

Build 130 new schools & modernize hundreds more

Joint use of schools, pools, and parks

Economic Vitality

Each \$50 million = 935 annual jobs, \$43 million wages, \$130 million local business revenue

Apprenticeships; careers; diverse contractors

Avoid gentrification and displacement

Bond Oversight Committee Planning, Implementation, Ballots

Physical Education Compliance Statewide



www.cityprojectca.org



by Zip Code

Campground Reservations at California State Parks

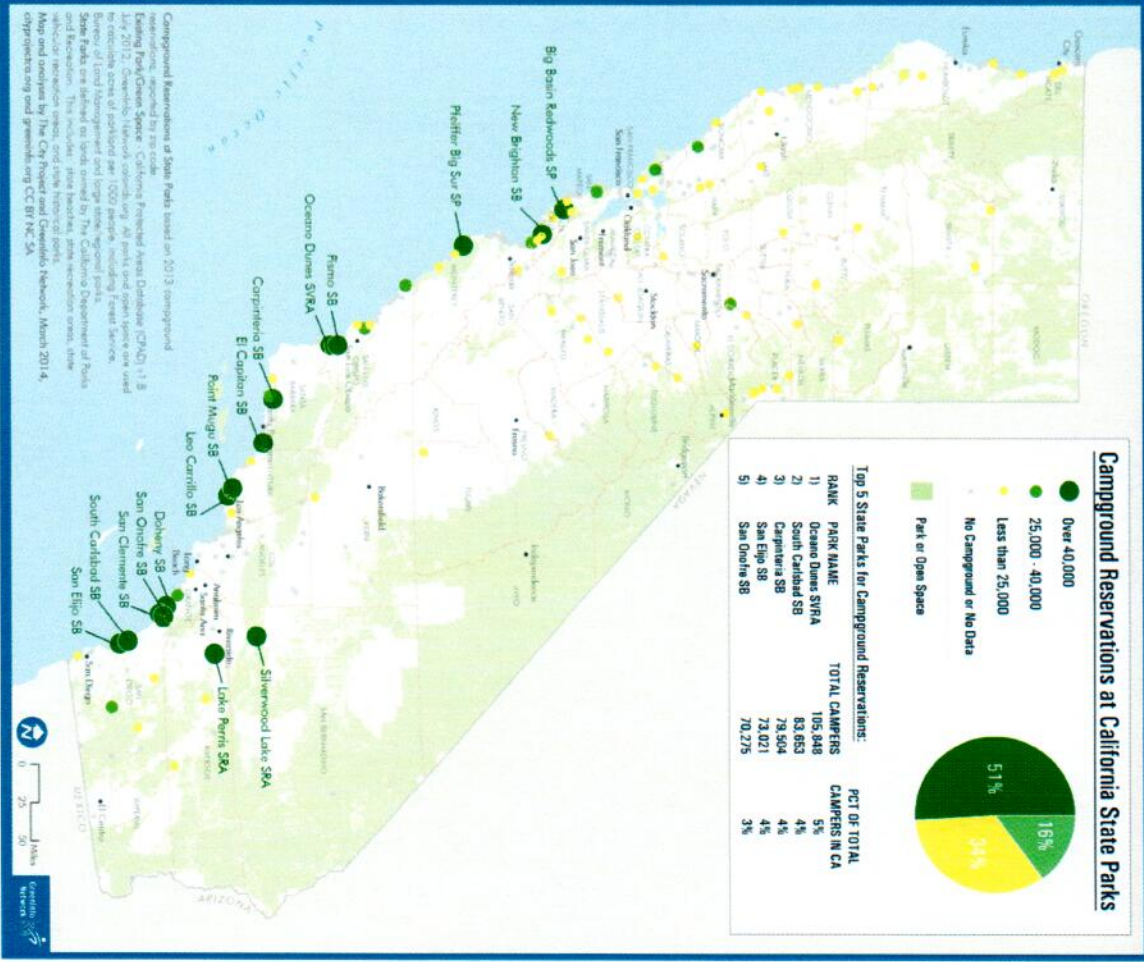
CONCEPT DRAFT

Campground Reservations at California State Parks



Top 5 State Parks for Campground Reservations:

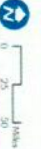
RANK	PARK NAME	TOTAL CAMPERS	PCT OF TOTAL CAMPERS IN CA
1)	Oceano Dunes SVRA	105,848	5%
2)	South Central SB	83,653	4%
3)	Carpenita SB	79,504	4%
4)	San Eljo SB	73,021	4%
5)	San Onofre SB	70,275	3%



Conceptual illustrations of State Parks based on 2013 campground reservation, searched by zip code.
 Using Park/Camp Source - California Protected Areas Database (CPAD) 1.8 July 2012. OpenTable Network technology. All parks and open space are used to provide access of parkland for 1000 people, including Forest Service Bureau of Land Management and large state regional parks.
 State Parks are defined on lands owned by the California Department of Parks and Recreation. State Parks are defined as lands owned by the California Department of Parks and Recreation, including state historical parks, state historical sites, state historical landmarks, and state historical trails.
 Map and analysis by The City Project and OpenTable Network, March 2014.
 copyrighting and printing.org CC BY-NC-SA



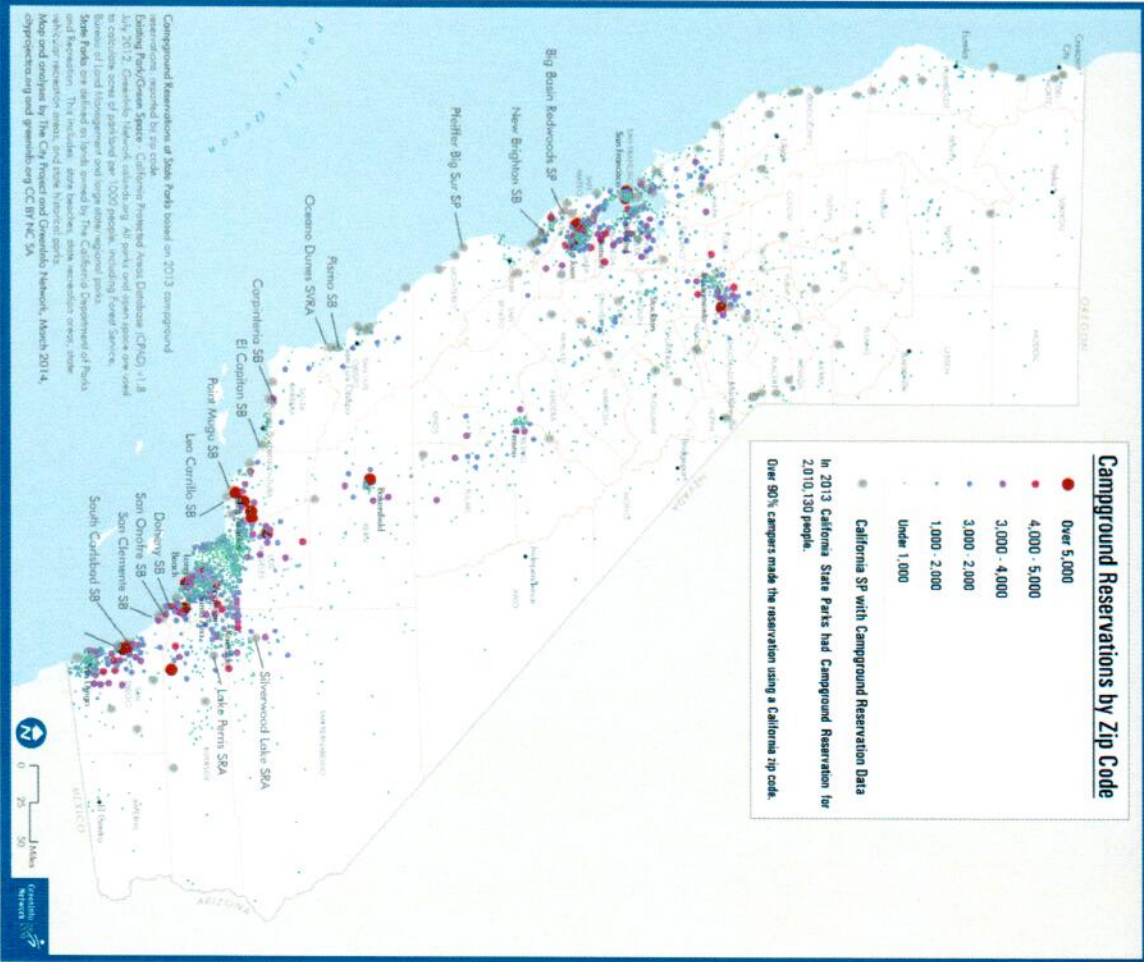
The City Project





Campground Reservations at California State Parks by Zip Code

CONCEPT DRAFT



1. **Act now.** Act in phases. Don't wait. Phase in projects from short to long term.
2. **Take people to the parks now.** Transit to Trails. Taking parks to the people takes longer.
3. **Economic vitality.** Create local green jobs now. Apprenticeships. Diverse contractors. Avoid gentrification and displacement.
4. **Compliance and equity plan:** what are you going to do, analyze impact on all communities, analyze alternatives, include diverse communities, implementation plan to distribute benefits and burdens fairly. Parks Forward and the Department of Parks and Recreation should be integral parts of the planning and process for the L.A. River, San Gabriel NRA, Santa Monica NRA extension, and Rim of the Valley.
5. **Funding** for healthy green land use, equitable development, and planning by and for the community should be provided by foundations, State Parks Department, and others to community based organizations, attorneys, and advocates.
6. **Prioritize based on need:** communities that are park poor, income poor, and of color.
7. **Multibenefit projects** promote full range of values: **Human health, development, and fun.** Physical activity, obesity and diabetes, improved academics, positive alternatives to gangs, crime and violence.
8. **Conservation values**
9. **Cultural values,** history, public art, Native American, and spiritual values.
10. **Just transportation,** complete green streets, safe routes to school, bike paths, joint use.

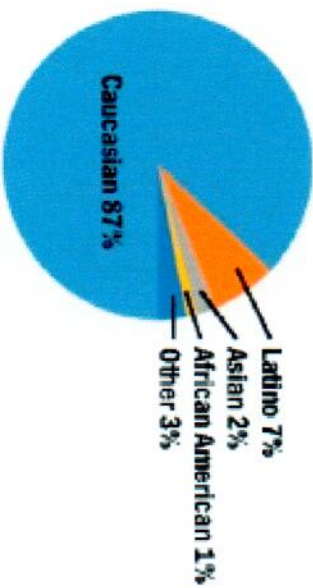

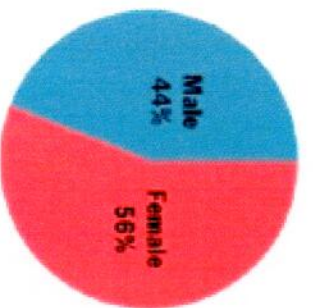


www.cityprojectca.org



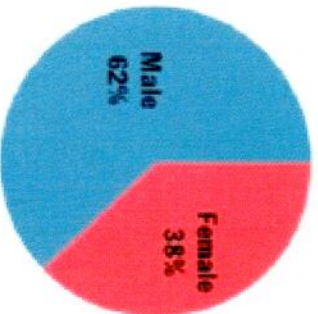
Land Trust leadership is predominantly

White and aging.

Land Trust Staff Composition



Land Trust Board Composition



HUD decision was a seminal act that has inspired real change for parks, planning, and people

Green justice movement creating parks on the ground

Over 1,000 acres of multibenefit green space in L.A.

\$10 Billion in state wide park bond measures

Supported by voters of color & low income voters

They passed the bonds, they need their fair share of the benefits



www.cityprojectca.org

HUD decision was a seminal act that has inspired real change for parks, planning, and people

At the policy level other federal agencies address civil rights compliance in the planning process

Army Corps of Engineers Los Angeles River Study EJ Order

NPS Healthy Parks, Healthy People US Strategic Action Plan

NPS San Gabriel National Recreation Area EJ Order

NPS Santa Monica Mountains NRA citing disparities

CA State Parks Forward

Green Jobs 21st Century Civilian Conservation Corps






www.cityprojectca.org



HEALTHY PARKS, SCHOOLS AND COMMUNITIES: Mapping Green Access and Equity for Southern California

Los Angeles County | Orange County | Ventura County | San Bernardino County | San Diego County | Riverside County | Kern County | Santa Barbara County | Imperial County



www.cityprojectca.org



The City Project

Equal Justice, Democracy, and Livability for All

ABOUT THE CITY PROJECT

OUR WORK

MAP JUSTICE

GREEN JUSTICE

MONUMENTS

PARK POOR

flickr

Youtube

PUBLICATIONS

NEWSLETTER

SEARCH

SITEMAP

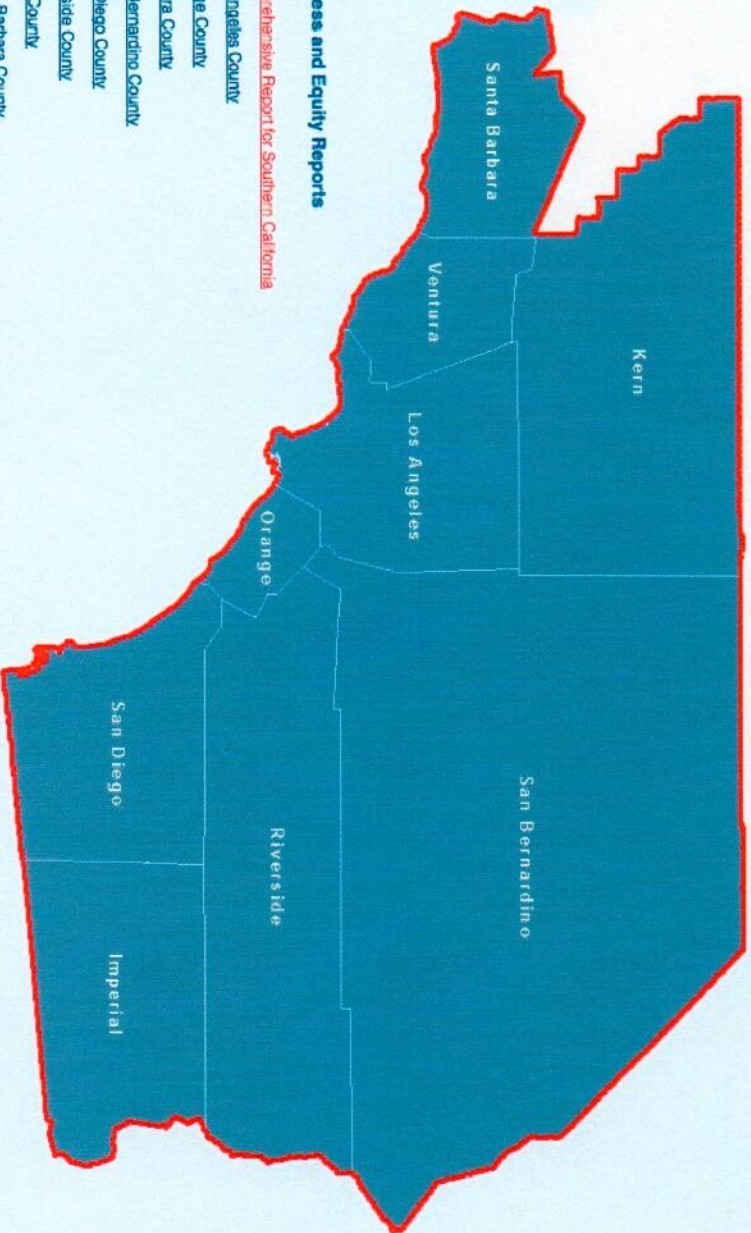
DONATE

THE CITY PROJECT

FOLLOW US



Healthy Parks, Schools and Communities Green Access and Equity for Southern California



Green Access and Equity Reports

- [Comprehensive Report for Southern California](#)
- [Los Angeles County](#)
- [Orange County](#)
- [Ventura County](#)
- [San Bernardino County](#)
- [San Diego County](#)
- [Riverside County](#)
- [Kern County](#)
- [Santa Barbara County](#)
- [Imperial County](#)


Click on a county to review the report, maps, tables, and charts.

©2011 The City Project | Creative Commons Attribution Non Commercial Share Alike ICC BY NC SA 3.0 | Maps designed and created by GreenInfo Network



The City Project

www.cityprojectca.org



www.cityprojectca.org

Values at Stake

Human Health and Development

Jobs, Contracts, Economic Vitality

Change Renters to Buyers

Conservation Values

Culture, Heritage and Spirituality

Equal Justice, Democracy, Livability for All



www.cityprojectca.org

President's Order on Environmental Justice and Health @ 20

Title VI of the Civil Rights Act of 1964 @ 50

War on Poverty @ 50

Brown v Board of Education @ 60

It takes a movement

The Civil Rights Movement

The Environmental Justice Movement

The Green Justice Movement

California Parks Forward!



The
City
Project

www.cityprojectca.org

Civil Rights Laws

Apply to programs or activities by recipients of federal funding

Voluntary compliance is the preferred way of achieving the goals of the civil rights laws

Equal access to public resources

Prohibit intentional discrimination

Prohibit unjustified and unnecessary discriminatory impacts

Combine with other laws – e.g., Affordable Care Act, environmental laws, education laws



Civil Rights Laws

Title VI of the Civil Rights Act of 1964 and Regulations
Race, color, national origin

President's Order 12898 on Environmental and Health Justice 1994
Minority, low income

Affordable Care Act section 1557
Race, color, national origin, sex, disability, age
Applies to recipients *and* federal agencies
Wellness and prevention

Parallel State Laws - California 11135 and Regulations



Legal, Policy and Planning Framework

Voluntary compliance with civil rights and related laws

Creative problem solving

Data collection and analysis

Coalition building grass roots to tree tops

Multidisciplinary research and analysis

Planning and administrative process

Access to justice through the courts


Civic Engagement

Full and fair information, data collection, analysis

Full and fair community participation



www.cityprojectca.org



The
City
Project

Equal Justice, Democracy, and Livability for All!

Robert Garcia

Founding Director and Counsel

rgarcia@cityprojectca.org

Donations Are Tax Deductible!



www.cityprojectca.org